



Oklahoma Horse Racing Commission Statistical Audit Report of Gaming Operations

Blue Ribbon Downs Racino, Will Rogers Downs and
Remington Park



May 2007



Office of the Oklahoma State Auditor and Inspector
Jeff A. McMahan, CFE

**OKLAHOMA HORSE RACING COMMISSION
STATISTICAL REPORT OF GAMING OPERATIONS
BLUE RIBBON DOWNS RACINO, WILL ROGERS DOWNS
AND REMINGTON PARK
MAY 2007**

This publication is printed and issued by the State Auditor and Inspector as authorized by 74 O.S. 2001, § 212 and 74 O.S. 2001, § 3105. Forty copies have been prepared and distributed at a cost of \$81.95. Copies have been deposited with the Publications Clearinghouse of the Oklahoma Department of Libraries.



STATE OF OKLAHOMA
OFFICE OF THE AUDITOR AND INSPECTOR

Jeff A. McMahan
State Auditor and Inspector

June 14, 2007

**TO THE MEMBERS OF THE OKLAHOMA
HORSE RACING COMMISSION**

Transmitted herewith is the Statistical Report of Gaming Operations for Blue Ribbon Downs Racino, Will Rogers Downs and Remington Park for the month of May 2007, which is the result of our monitoring and data accumulation.

We wish to take this opportunity to express our appreciation for the assistance and cooperation extended to our office during this time.

The Office of the State Auditor and Inspector is committed to serve the public interest by providing independent oversight by issuing reports that serve as a management tool to the state. Our goal is to ensure a government, which is accountable to the people of the State of Oklahoma.

Sincerely,

A handwritten signature in blue ink, reading "Jeff A. McMahan".

JEFF A. McMAHAN, CFE
State Auditor and Inspector

**OKLAHOMA HORSE RACING COMMISSION
STATISTICAL REPORT OF GAMING OPERATIONS
BLUE RIBBON DOWNS RACINO, WILL ROGERS DOWNS AND REMINGTON PARK
FOR THE MONTH OF MAY 2007**

TABLE OF CONTENTS

	<u>PAGE</u>
STATE AUDITOR AND INSPECTOR LETTER	4
STATISTICAL REPORT OF GAMING OPERATIONS	5



STATE OF OKLAHOMA
OFFICE OF THE AUDITOR AND INSPECTOR

Jeff A. McMahan
State Auditor and Inspector

**TO THE MEMBERS OF THE OKLAHOMA
HORSE RACING COMMISSION**

We compiled the information presented in this report from the statistical data obtained from the gaming vendors and licensees located at Blue Ribbon Downs Racino, Will Rogers Downs and Remington Park for the month of May 2007.

We were not engaged to perform an audit in accordance with generally accepted auditing standards, the objective of which would be the expression of an opinion on specified elements or accounts. Accordingly, we do not express such an opinion. This report relates only to the procedures specified above and does not extend to any financial statements of the racetracks or racinos taken as a whole.

In planning and performing these procedures, we considered the internal control structure of the gaming departments; however, our procedures were substantially less in scope than the procedures we would have applied if we had been engaged to express an opinion on the internal controls. Accordingly, we do not express an opinion on their internal control structure.

Sincerely,

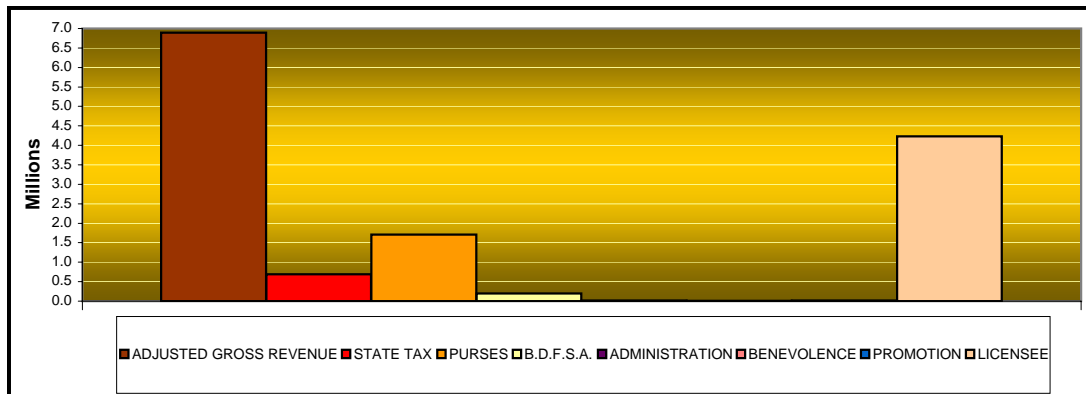


JEFF A. McMAHAN, CFE
State Auditor and Inspector

June 14, 2007

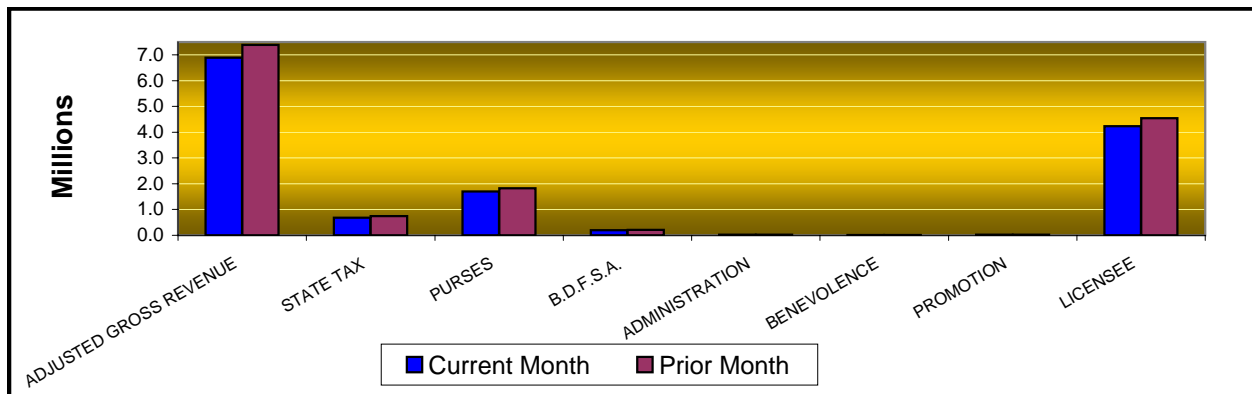
**OKLAHOMA STATE AUDITOR & INSPECTOR
GAMING AT OKLAHOMA HORSE RACING TRACKS
MAY 2007**

	<u>TOTAL</u>	<u>BLUE RIBBON DOWNS</u>	<u>WILL ROGERS DOWNS</u>	<u>REMINGTON PARK</u>
Gaming Days This Month	93	31	31	31
Opening Date		10/17/05	12/09/05	11/21/05
Adjusted Gross Revenue	<u>\$6,891,163.74</u>	<u>\$364,168.35</u>	<u>\$1,637,818.56</u>	<u>\$4,889,176.83</u>
State Tax				
Higher Education Trust Fund	82,693.97	4,370.03	19,653.82	58,670.12
Education Reform	606,422.41	32,046.81	144,128.04	430,247.56
Purse Fund				
<u>Purses</u>				
Thoroughbred	833,982.04	35,642.98	160,301.49	638,037.57
Quarterhorse	763,656.05	36,257.51	163,065.31	564,333.23
Paint & Appaloosa	109,197.79	8,057.23	36,236.74	64,903.82
Breeding Development Fund				
<u>Special Account</u>				
Thoroughbred	100,653.01	4,301.74	19,346.73	77,004.54
Quarterhorse	99,474.77	3,687.20	16,582.91	79,204.66
Paint & Appaloosa	11,104.86	819.38	3,685.09	6,600.39
<u>Administration</u>				
Thoroughbred	9,586.01	409.69	1,842.55	7,333.77
Quarterhorse	8,852.63	409.69	1,842.55	6,600.39
Paint & Appaloosa	1,233.87	91.04	409.45	733.38
<u>Benevolence</u>				
Thoroughbred	4,792.99	204.84	921.27	3,666.88
Quarterhorse	4,426.30	204.84	921.27	3,300.19
Paint & Appaloosa	616.94	45.52	204.73	366.69
<u>Promotions</u>				
Thoroughbred	9,586.01	409.69	1,842.55	7,333.77
Quarterhorse	8,852.63	409.69	1,842.55	6,600.39
Paint & Appaloosa	1,233.87	91.04	409.45	733.38
Licensee	<u>\$4,234,797.59</u>	<u>\$236,709.43</u>	<u>\$1,064,582.06</u>	<u>\$2,933,506.10</u>



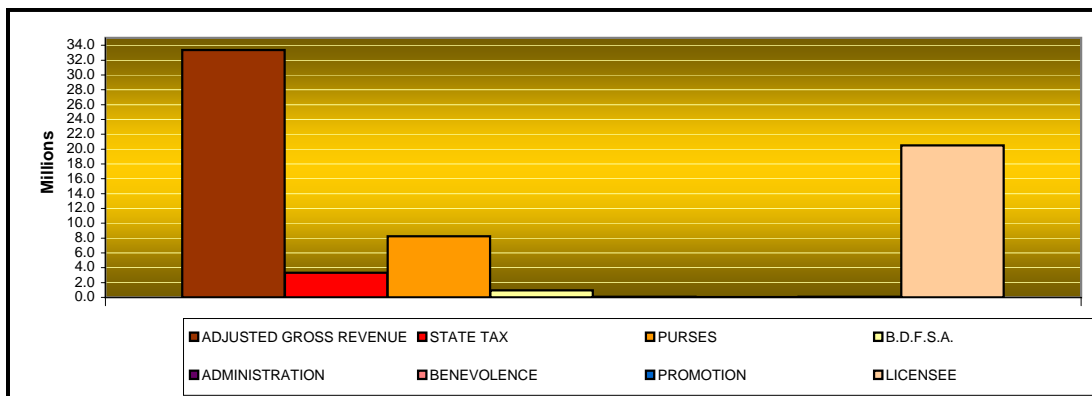
**OKLAHOMA STATE AUDITOR & INSPECTOR
GAMING AT OKLAHOMA HORSE RACING TRACKS
MAY 2007**

	<u>TOTAL</u>	<u>PRIOR</u> <u>MONTH</u>	<u>%</u> <u>CHANGE</u>	<u>PRIOR</u> <u>YEAR</u>	<u>%</u> <u>CHANGE</u>
Gaming Days	93	93	0.00%	93	0.00%
Opening Date					
Adjusted Gross Revenue	\$6,891,163.74	\$7,391,202.62	-6.77%	\$6,640,571.92	3.77%
State Tax					
Higher Education Trust Fund	82,693.97	88,694.43	-6.77%	79,686.87	3.77%
Education Reform	606,422.41	650,425.83	-6.77%	584,370.35	3.77%
Purse Fund					
<u>Purses</u>					
Thoroughbred	833,982.04	892,651.99	-6.57%	825,993.46	0.97%
Quarterhorse	763,656.05	818,171.31	-6.66%	760,056.86	0.47%
Paint & Appaloosa	109,197.79	117,622.11	-7.16%	102,964.91	6.05%
Breeding Development Fund					
<u>Special Account</u>					
Thoroughbred	100,653.01	107,733.84	-6.57%	83,999.33	19.83%
Quarterhorse	99,474.77	106,349.22	-6.46%	77,293.92	28.70%
Paint & Appaloosa	11,104.86	11,961.57	-7.16%	10,471.01	6.05%
<u>Administration</u>					
Thoroughbred	9,586.01	10,260.37	-6.57%	9,333.25	2.71%
Quarterhorse	8,852.63	9,482.26	-6.64%	8,588.21	3.08%
Paint & Appaloosa	1,233.87	1,329.07	-7.16%	1,163.45	6.05%
<u>Benevolence</u>					
Thoroughbred	4,792.99	5,130.18	-6.57%	4,666.63	2.71%
Quarterhorse	4,426.30	4,741.13	-6.64%	4,294.11	3.08%
Paint & Appaloosa	616.94	664.53	-7.16%	581.72	6.05%
<u>Promotions</u>					
Thoroughbred	9,586.01	10,260.37	-6.57%	9,333.25	2.71%
Quarterhorse	8,852.63	9,482.26	-6.64%	8,588.21	3.08%
Paint & Appaloosa	1,233.87	1,329.07	-7.16%	1,163.45	6.05%
Licensee	\$4,234,797.59	\$4,544,913.08	-6.82%	\$4,068,022.93	4.10%



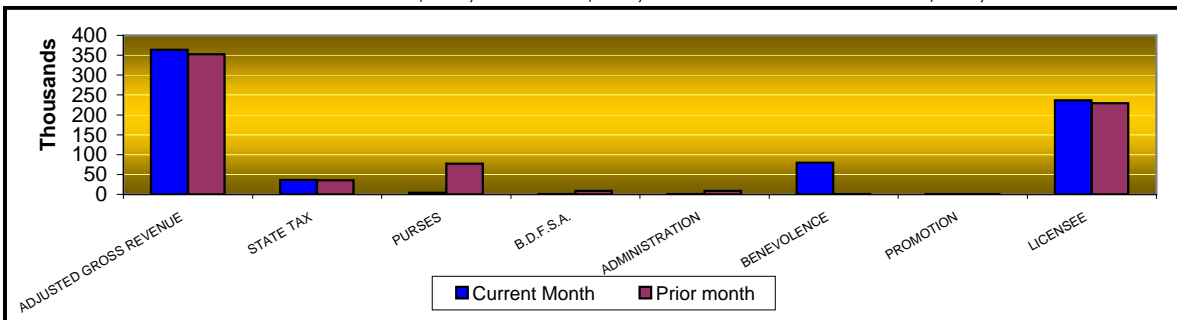
**OKLAHOMA STATE AUDITOR & INSPECTOR
GAMING AT OKLAHOMA HORSE RACING TRACKS
CALENDAR 2007**

	<u>TOTAL</u>	<u>BLUE RIBBON DOWNS</u>	<u>WILL ROGERS DOWNS</u>	<u>REMINGTON PARK</u>
Gaming Days This Year	453	151	151	151
Opening Date		10/17/05	12/09/05	11/21/05
Adjusted Gross Revenue	<u>\$33,350,789.70</u>	<u>\$1,819,382.98</u>	<u>\$7,952,932.00</u>	<u>\$23,578,474.72</u>
State Tax				
Higher Education Trust Fund	400,209.47	21,832.60	95,435.18	282,941.69
Education Reform	2,934,869.49	160,105.69	699,858.02	2,074,905.78
Purse Fund				
<u>Purses</u>				
Thoroughbred	4,033,456.28	178,072.11	778,393.22	3,076,990.95
Quarterhorse	3,694,501.55	181,142.32	791,813.79	2,721,545.44
Paint & Appaloosa	529,216.73	40,253.86	175,958.62	313,004.25
Breeding Development Fund				
<u>Special Account</u>				
Thoroughbred	486,796.42	21,491.45	93,944.01	371,360.96
Quarterhorse	480,915.98	18,421.25	80,523.44	381,971.29
Paint & Appaloosa	53,818.67	4,093.61	17,894.12	31,830.94
<u>Administration</u>				
Thoroughbred	46,361.60	2,046.82	8,947.05	35,367.73
Quarterhorse	42,824.81	2,046.82	8,947.05	31,830.94
Paint & Appaloosa	5,979.84	454.84	1,988.23	3,536.77
<u>Benevolence</u>				
Thoroughbred	23,180.76	1,023.38	4,473.52	17,683.86
Quarterhorse	21,412.38	1,023.38	4,473.52	15,915.48
Paint & Appaloosa	2,989.93	227.43	994.12	1,768.38
<u>Promotions</u>				
Thoroughbred	46,361.60	2,046.82	8,947.05	35,367.73
Quarterhorse	42,824.81	2,046.82	8,947.05	31,830.94
Paint & Appaloosa	5,979.84	454.84	1,988.23	3,536.77
Licensee	\$20,499,089.54	\$1,182,598.94	\$5,169,405.78	\$14,147,084.82



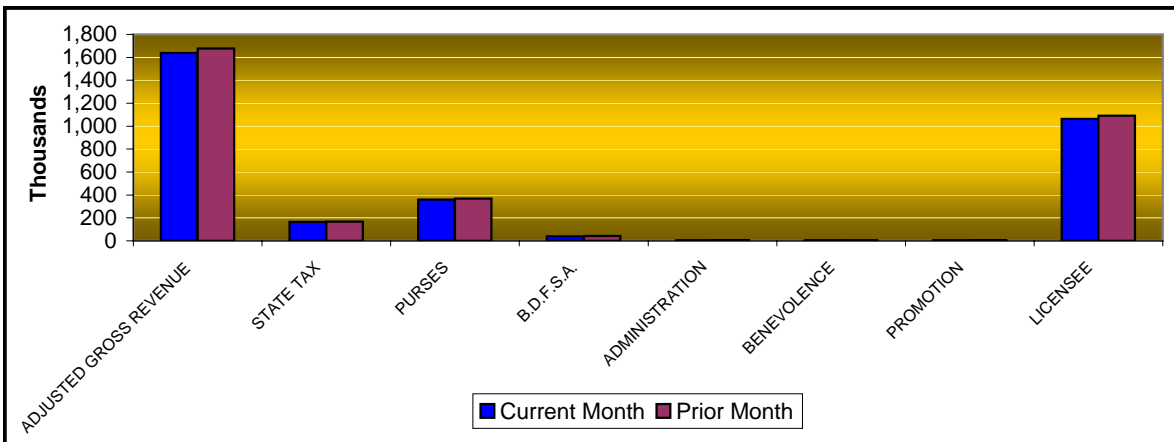
**OKLAHOMA STATE AUDITOR & INSPECTOR
GAMING AT OKLAHOMA HORSE RACING TRACKS
MAY 2007**

<u>Blue Ribbon Downs</u>	<u>CURRENT MONTH</u>	<u>PRIOR MONTH</u>	<u>% CHANGE</u>	<u>MAY 2006</u>	<u>% CHANGE</u>
Gaming Days	31	30	3.33%	31	0.00%
Opening Date	10/17/2005				
Adjusted Gross Revenue	\$364,168.35	\$352,605.04	3.28%	\$572,323.67	-36.37%
State Tax					
Higher Education Trust Fund	4,370.03	4,231.26	3.28%	6,867.88	-36.37%
Education Reform	32,046.81	31,029.24	3.28%	50,364.49	-36.37%
Purse Fund					
<u>Purses</u>					
Thoroughbred	35,642.98	34,511.22	3.28%	56,981.98	-37.45%
Quarterhorse	36,257.51	35,106.24	3.28%	56,981.98	-36.37%
Paint & Appaloosa	8,057.23	7,801.39	3.28%	12,662.66	-36.37%
Breeding Development Fund					
<u>Special Account</u>					
Thoroughbred	4,301.74	4,165.15	3.28%	5,794.78	-25.77%
Quarterhorse	3,687.20	3,570.13	3.28%	5,794.78	-36.37%
Paint & Appaloosa	819.38	793.36	3.28%	1,287.73	-36.37%
<u>Administration</u>					
Thoroughbred	409.69	396.68	3.28%	643.86	-36.37%
Quarterhorse	409.69	396.68	3.28%	643.86	-36.37%
Paint & Appaloosa	91.04	88.15	3.28%	143.08	-36.37%
<u>Benevolence</u>					
Thoroughbred	204.84	198.34	3.28%	321.93	-36.37%
Quarterhorse	204.84	198.34	3.28%	321.93	-36.37%
Paint & Appaloosa	45.52	44.08	3.27%	71.54	-36.37%
<u>Promotions</u>					
Thoroughbred	409.69	396.68	3.28%	643.86	-36.37%
Quarterhorse	409.69	396.68	3.28%	643.86	-36.37%
Paint & Appaloosa	91.04	88.15	3.28%	143.08	-36.37%
Licensee	\$236,709.43	\$229,193.27	3.28%	\$372,010.39	-36.37%



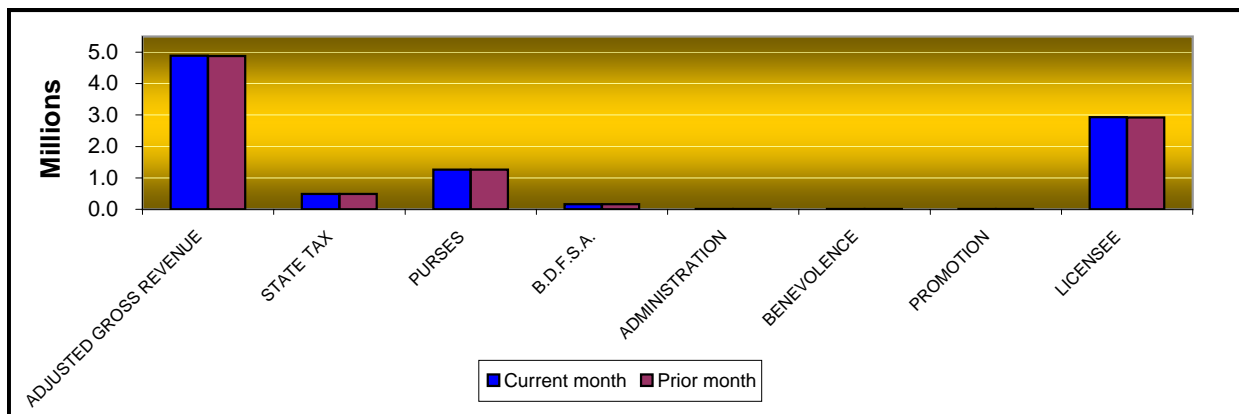
**OKLAHOMA STATE AUDITOR & INSPECTOR
GAMING AT OKLAHOMA HORSE RACING TRACKS
MAY 2007**

<u>Will Rogers Downs</u>	<u>CURRENT MONTH</u>	<u>PRIOR MONTH</u>	<u>% CHANGE</u>	<u>MAY 2006</u>	<u>% CHANGE</u>
Gaming Days	31	30	3.33%	31	0.00%
Opening Date	12/09/05				
Adjusted Gross Revenue	\$1,637,818.56	\$1,677,852.66	-2.39%	\$1,101,272.11	48.72%
<u>State Tax</u>					
Higher Education Trust Fund	19,653.82	20,134.23	-2.39%	13,215.27	48.72%
Education Reform	144,128.04	147,651.04	-2.39%	96,911.95	48.72%
<u>Purse Fund</u>					
<u>Purses</u>					
Thoroughbred	160,301.49	164,219.83	-2.39%	109,645.40	46.20%
Quarterhorse	163,065.31	167,051.21	-2.39%	109,645.40	48.72%
Paint & Appaloosa	36,236.74	37,122.49	-2.39%	24,365.65	48.72%
Breeding Development Fund					
<u>Special Account</u>					
Thoroughbred	19,346.73	19,819.64	-2.39%	11,150.38	73.51%
Quarterhorse	16,582.91	16,988.26	-2.39%	11,150.38	48.72%
Paint & Appaloosa	3,685.09	3,775.18	-2.39%	2,477.86	48.72%
<u>Administration</u>					
Thoroughbred	1,842.55	1,887.58	-2.39%	1,238.93	48.72%
Quarterhorse	1,842.55	1,887.58	-2.39%	1,238.93	48.72%
Paint & Appaloosa	409.45	419.46	-2.39%	275.32	48.72%
<u>Benevolence</u>					
Thoroughbred	921.27	943.79	-2.39%	619.47	48.72%
Quarterhorse	921.27	943.79	-2.39%	619.47	48.72%
Paint & Appaloosa	204.73	209.73	-2.38%	137.66	48.72%
<u>Promotions</u>					
Thoroughbred	1,842.55	1,887.58	-2.39%	1,238.93	48.72%
Quarterhorse	1,842.55	1,887.58	-2.39%	1,238.93	48.72%
Paint & Appaloosa	409.45	419.46	-2.39%	275.32	48.72%
Licensee	\$1,064,582.06	\$1,090,604.23	-2.39%	\$715,826.86	48.72%



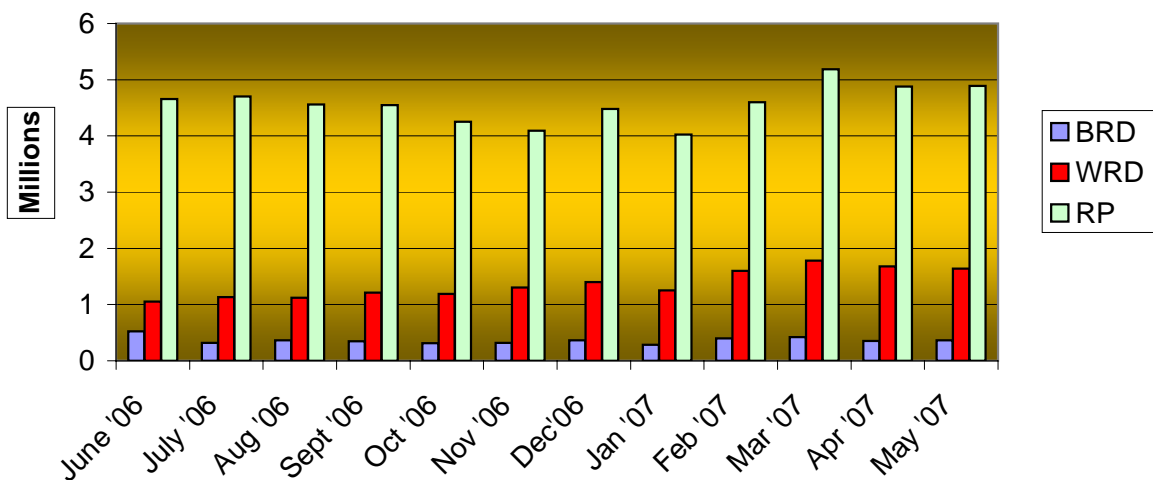
**OKLAHOMA STATE AUDITOR & INSPECTOR
GAMING AT OKLAHOMA HORSE RACING TRACKS
MAY 2007**

<u>Remington Park</u>	<u>CURRENT MONTH</u>	<u>PRIOR MONTH</u>	<u>% CHANGE</u>	<u>APRIL 2006</u>	<u>% CHANGE</u>
Gaming Days	31	30	3.33%	31	0.00%
Opening Date	11/21/05				
Adjusted Gross Revenue	\$4,889,176.83	\$4,879,623.41	0.20%	\$4,966,976.14	-1.57%
<u>State Tax</u>					
Higher Education Trust Fund	58,670.12	58,555.48	0.20%	59,603.72	-1.57%
Education Reform	430,247.56	429,406.86	0.20%	437,093.91	-1.57%
<u>Purse Fund</u>					
<u>Purses</u>					
Thoroughbred	638,037.57	636,790.86	0.20%	659,366.08	-3.23%
Quarterhorse	564,333.23	563,230.53	0.20%	593,429.48	-4.90%
Paint & Appaloosa	64,903.82	64,777.00	0.20%	65,936.60	-1.57%
Breeding Development Fund					
<u>Special Account</u>					
Thoroughbred	77,004.54	76,854.06	0.20%	67,054.17	14.84%
Quarterhorse	79,204.66	79,049.90	0.20%	60,348.76	31.24%
Paint & Appaloosa	6,600.39	6,587.49	0.20%	6,705.42	-1.57%
<u>Administration</u>					
Thoroughbred	7,333.77	7,319.44	0.20%	7,450.46	-1.57%
Quarterhorse	6,600.39	6,587.49	0.20%	6,705.42	-1.57%
Paint & Appaloosa	733.38	731.94	0.20%	745.05	-1.57%
<u>Benevolence</u>					
Thoroughbred	3,666.88	3,659.72	0.20%	3,725.23	-1.57%
Quarterhorse	3,300.19	3,293.75	0.20%	3,352.71	-1.57%
Paint & Appaloosa	366.69	365.97	0.20%	372.52	-1.57%
<u>Promotions</u>					
Thoroughbred	7,333.77	7,319.44	0.20%	7,450.46	-1.57%
Quarterhorse	6,600.39	6,587.49	0.20%	6,705.42	-1.57%
Paint & Appaloosa	733.38	731.94	0.20%	745.05	-1.57%
Licensee	\$2,933,506.10	\$2,927,774.05	0.20%	\$2,980,185.68	-1.57%



OKLAHOMA STATE AUDITOR & INSPECTOR
GAMING AT OKLAHOMA HORSE RACING TRACKS
MAY 2007

ADJUSTED GROSS REVENUE
PREVIOUS TWELVE MONTHS





Office of the State Auditor and Inspector
2300 N. Lincoln Boulevard, Room 100
Oklahoma City, OK 73105-4896

www.sai.state.ok.us